

NT Series Connectors ■ Ideal for a Machine Tool Excellent Water-proof and Oil-proof Construction

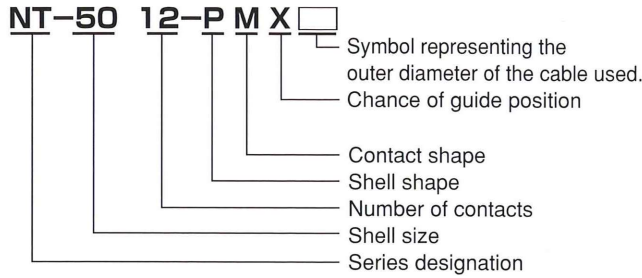
Feature

1. Solid, lightweight, and further provided with ground contacts.
2. Any cable can be used. ($\phi 8$ to $\phi 24$ mm)
3. Water-proof, Oil-proof type.
4. Safety design providing earthing contact.

特長

1. 軽量で堅牢
2. 任意のケーブルが使用できる ($\phi 8 \sim \phi 24$ mm)
3. 防水・防油タイプ
4. アースコンタクトを有する安全設計

Order Cording (形名構成)



Material and Finish

材質及び処理

	Material (材質)	Finish (処理)
Shell (シェル)	Aluminum alloy die casting or Aluminum alloy (アルミニウム合金ダイカスト又は、アルミニウム合金)	Chrome plating (クロムめっき)
Insulator (絶縁体)	Epoxy resin (エポキシ樹脂)	—
Contact (コンタクト)	Copper alloy (銅合金)	Silver plating (銀めっき)
Packing (パッキン)	Oil-resistant rubber (耐油性ゴム)	—

● Cable termination : Soldering

● Operating temperature range : -40°C to $+85^{\circ}\text{C}$

● 結線方式 : はんだ付け


● 使用温度範囲 : $-40^{\circ}\text{C} \sim +85^{\circ}\text{C}$

Chance of Guide Position
(Viewed from pin insert coupling side.)

ガイド位置
(ピンインサート結合面より見て)


Mark	No. of contacts			
	4	10	12	15
X	45°	45°	45°	45°
Y	110°	110°	110°	110°
Z	250°	250°	250°	250°

Plug



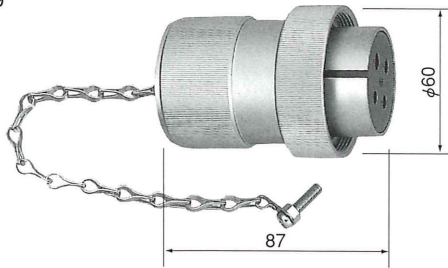
S Type	*Number of contacts
NT-50*-PF□	4, 10, 12, 15
G Type	*Number of contacts
NT-50*-PM□	4, 10, 12, 15
Symbol□	Outer diameter of cable used
12	$\phi 8.0 \sim \phi 12.0$
16	$\phi 12.1 \sim \phi 16.0$
20	$\phi 16.1 \sim \phi 20.0$
24	$\phi 20.1 \sim \phi 24.0$

Angle plug




S Type	*Number of contacts
NT-50*-LPF□	4, 10, 12, 15
G Type	*Number of contacts
NT-50*-LPM□	4, 10, 12, 15
Symbol□	Outer diameter of cable used
12	$\phi 8.0 \sim \phi 12.0$
16	$\phi 12.1 \sim \phi 16.0$
20	$\phi 16.1 \sim \phi 20.0$
24	$\phi 20.1 \sim \phi 24.0$

Shorting cap plug



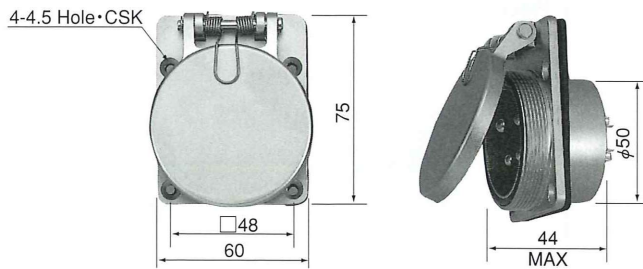
S Type	*Number of contacts
NT-50*-SPF	4, 10, 12, 15
G Type	*Number of contacts
NT-50*-SPM	4, 10, 12, 15

Receptacle



S Type	*Number of contacts
NT-50*-RM	4, 10, 12, 15
G Type	*Number of contacts
NT-50*-RF	4, 10, 12, 15


Receptacle with cap




S Type	*Number of contacts
NT-50*-CRM	4, 10, 12, 15
G Type	*Number of contacts
NT-50*-CRF	4, 10, 12, 15

Accessories


Plug cap(PCa)




Receptacle cap(RCa)



Box connector(BC-□)



Box connector(BCG-□)



Type	A	B1	B2	T	Outer diameter of cable used
BC-8	29	36.5 ~ 42.0	100	PF1/2	φ 4~ 8
BCG-8					
BC-12	29	36.5 ~ 42.0	110	PF1/2	φ 8~12
BCG-12					
BC-16	37	39.0 ~ 45.0	120	PF3/4	φ12~16
BCG-16					
BC-20	37	41.5 ~ 48.5	135	PF3/4	φ16~20
BCG-20					
BC-24	45	46.5 ~ 56.0	165	PF1	φ20~24
BCG-24					
BC-28	54	49.5 ~ 60.5	200	PF1 1/4	φ24~28
BCG-28					
BC-32	54	51.5 ~ 62.5	230	PF1 1/4	φ28~32
BCG-32					
BC-36	60	52.5 ~ 64.5	245	PF1 1/2	φ32~36
BCG-36					